

Series 227 Product Overview

Features:

- Low profile
- Large handle clearance in the open position.
- Available in stainless steel

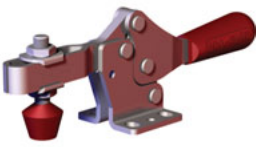
Applications:

- Assembly
- Checking fixtures
- Closures
- Woodworking

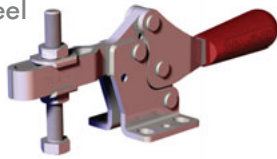
Also Available:

See page 8.1 for accessories
Accommodates M6 or 5/16" spindle accessory

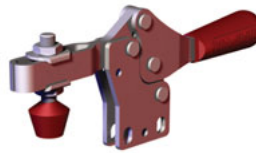
227-U
Flanged Base
U-Bar




227-USS
Flanged Base
U-Bar, Stainless
Steel



227-UB
Straight Base
U-Bar



227-U-L ⓘ
Flanged Base
Open Bar



227-UB-L ⓘ
Straight Base
Open Bar



Note:
Clamps shown with included accessories.

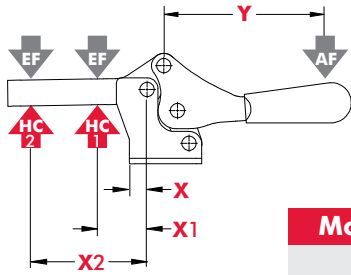
Series 227 Technical Information

Model	Max. Holding Capacity	Clamp Bar Opening (+10°)	Handle Opening (+10°)	Weight	Accessories (Supplied)	
					Spindle Assembly	Flanged Washers
227-U	2220 N [500 lbf]	91°	56°	0,31 kg [0.68lb]	225208-M	507107
227-USS	2670 N [600 lbf]				207943	507907
227-UB					225208-M	507107
227-U-L ⓘ	2220 N [500 lbf]				--	--
227-UB-L ⓘ						

ⓘ This item is available upon request



Series 227 Holding Capacities

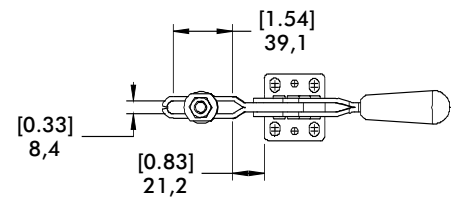
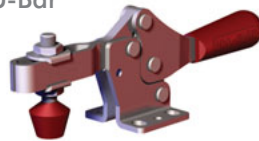


Model	X	X1	X2	Y	±HC1	±HC2	±EF(X1):AF	±EF(X2):AF
U					[500lbf.] 2220N	[225lbf.] 1000N		
USS	[0.39] 10,0	[1.25] 31,8	[2.75] 70,0	[3.58] 91,0	[600lbf.] 2670N	[270lbf.] 1200N	8:1	3:1
UB/U-L/ UB-L					500lbf.] 2220N	[225lbf.] 1000N		

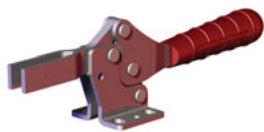
Dimensions shown "mm [inch]" ± HC = Holding Capacity, EF = Exerting Force, AF = Applied Force
Refer to page 20.4 for additional information.

Series 227 Standard Clamp Dimensions -U/-USS/-UB

227-U[†]
Flanged Base
U-Bar

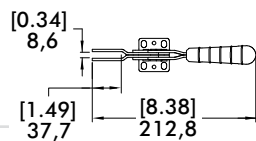


Series 227 Open Bar



Flanged Base
Model
227-U-L ⓘ

See page 8.7 for Complete offering of Open bar accessories



Straight Base
Model
227-UB-L ⓘ

See page 2.18 for dimensions not shown

